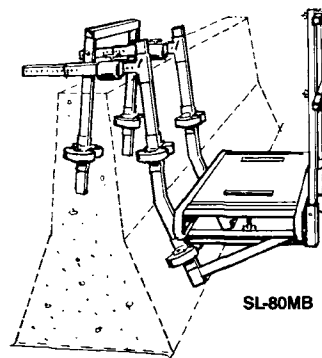


### MEDIAN BARRIER SCAFFOLD

SL-80MB MEDIAN BARRIER SCAFFOLD provides a rolling platform on the median Jersey barrier railing from which the paver has access to finishing details on fresh concrete road surfaces. Eliminates worker fatigue from hanging over the barrier. Working deck is approximately 12" to 18" above work surface.

**MEDIAN BARRIER SCAFFOD MODEL SL-80MB**

Scaffold includes: Clamps, Rollers, Wheels, 24in x7ft Stage, Guardrails and Posts.



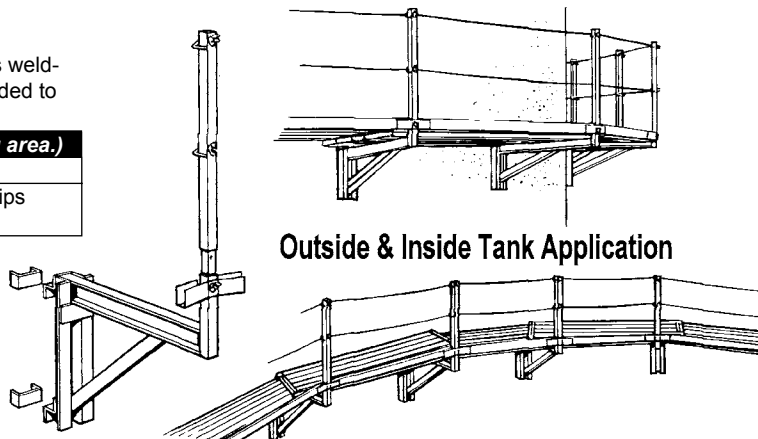
SL-80MB

### SWING-LO TANK SCAFFOLD

Tank Bracket Scaffold Assembly is designed to be used with clips welded to inside or outside of tank surface. Welded-on rings are provided to accomodate cable guardrails.

**TANK SCAFFOLD (Quantity required depends on working area.)**

PART NO.	DESCRIPTION
SL-48TS	4' Tank Scaffold Stage Bracket w/2 ea Locking Clips
SL-71B48M	4' Perforated Pre-Galvanized Guardrail Post

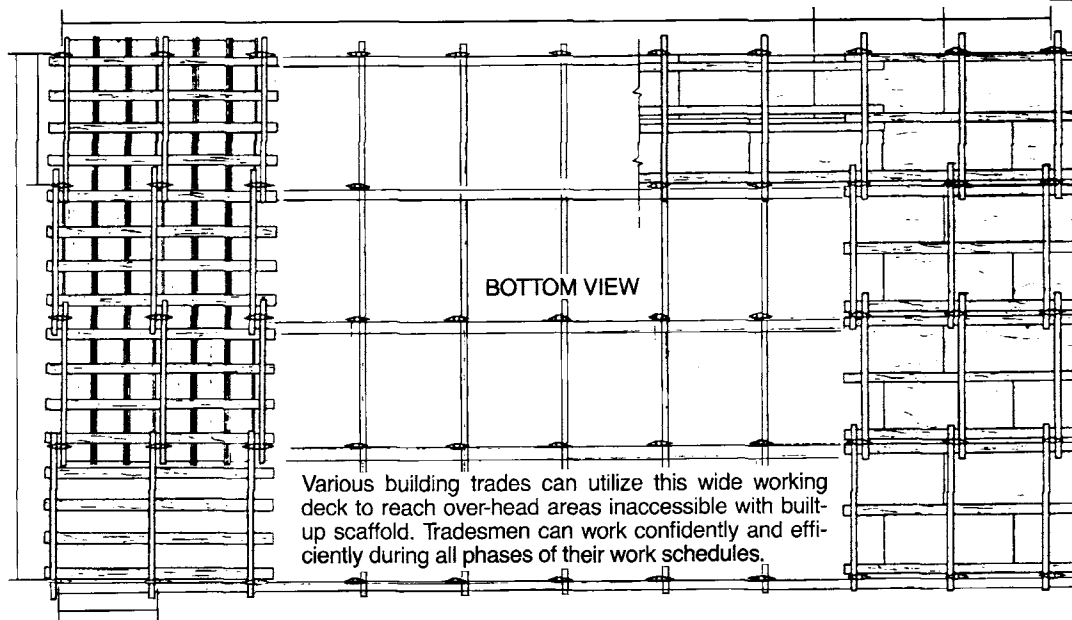
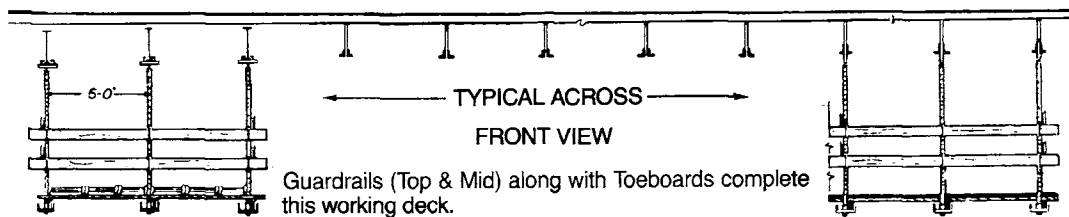


Outside & Inside Tank Application

### PERFORMANCE SCAFFOLD LAYOUT AND ASSEMBLY

When wide-open clear-view suspended working platforms/decks are required for over-head construction, maintenance, or inspection in auditoriums, fieldhouses, hangars, storage warehouses, etc., Swing-Lo Beam

Clamps, Stems, and Hanger assemblies along with Cable Slings, 4" x 6" x 22' Needle Beams, 2" x 10" x 14' Planks and 4' x 8' decking have proven to be a safe economical solution.



VARIOUS AND OPTIONAL HANGER SYSTEMS AVAILABLE

